



# FCC Group



1. **FCC Group**
2. **Key figures**
3. **Diversified business model**
4. **Leadership position in all areas**
5. **International presence**
6. **Integrated Offer**
7. **Value Creation**
8. **Corporate Governance Structure**
9. **Management Team**





More than  
**120 years**  
of experience



Over  
**67,000**  
employees



Working in  
Over **30 countries**,  
47% of revenue comes  
from international markets



High degree of  
**revenue  
stability**



**Leader**  
in Environment, Water,  
Infrastructure and Real Estate  
Development



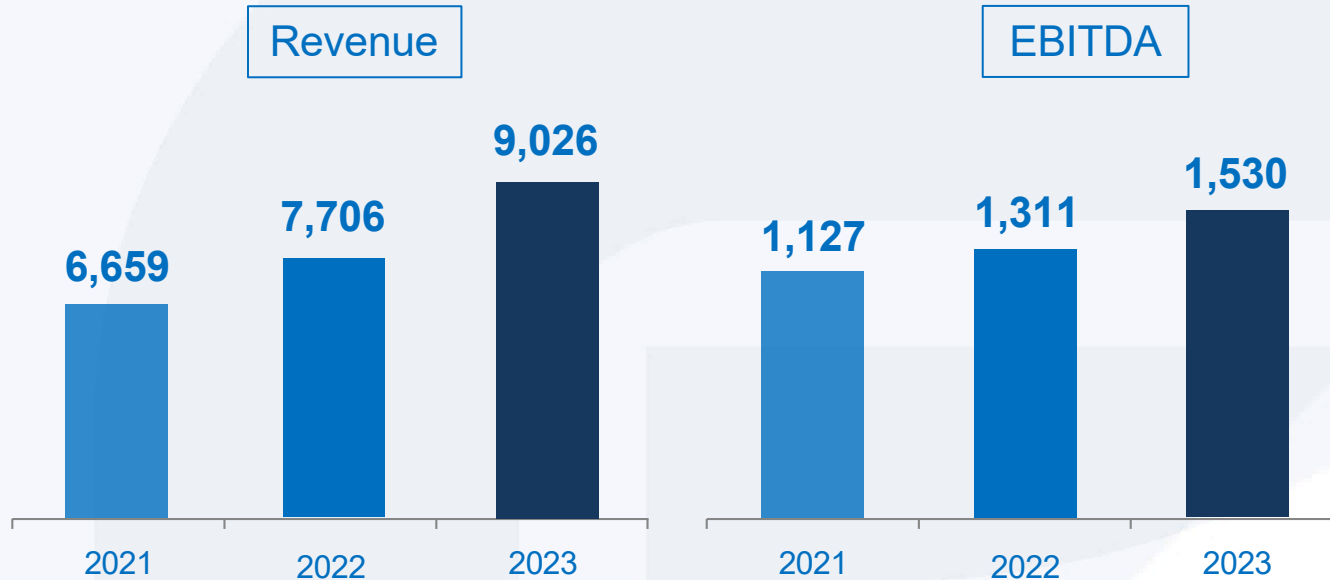
**€ 9,026 M** revenue  
**€ 1,530 M** EBITDA in 2023



**Comprehensive range**  
of services

# FCC Group

## 1.2. Key Figures 2023



**+ 67,000**  
employees



Backlog\* (Dec. 31, 2023)

**€ 41,621 M**

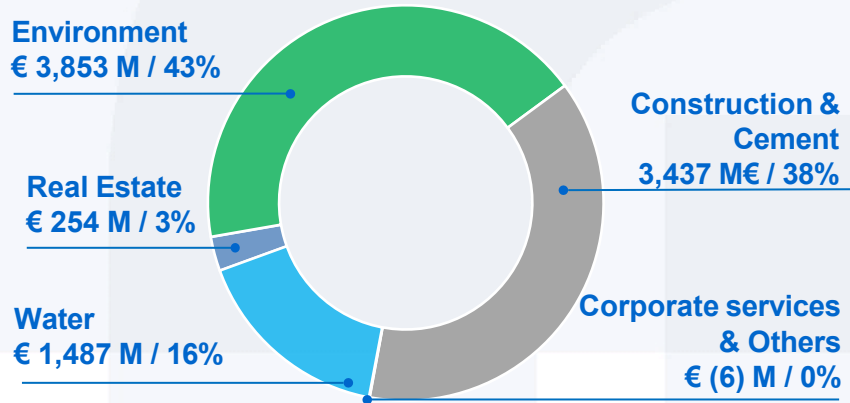
\* Environment, Water, Construction and Real Estate

Figures in million euros



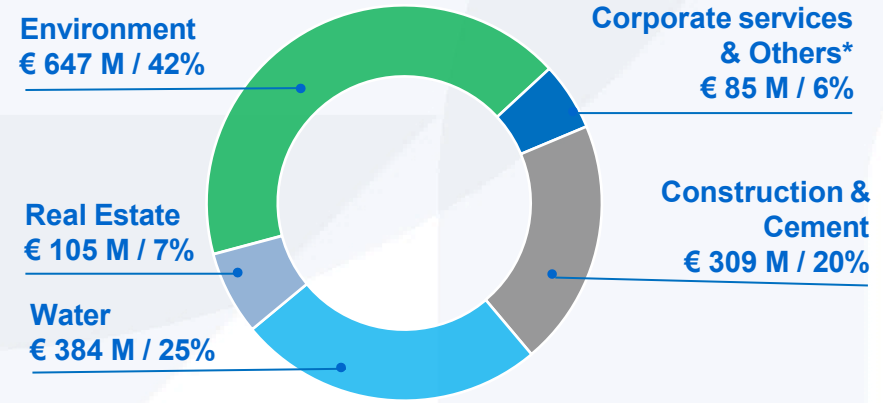
Revenue per business / 2023

Total: € 9,026 M



EBITDA per business area / 2023

Total: € 1,530 M



\* Includes transport concessions

# FCC Group

## 1.3. Diversified business model



**Environment**

- Refuse collection
- Street cleansing
- Solid waste treatment and recycling
- Ground maintenance
- Sewer networks maintenance
- Building Cleaning & maintenance
- Industrial waste treatment and recycling
- Remediation of polluted soils



**Water**

- Municipal concessions for the management of the end-to-end water cycle
- Infrastructure concessions in BOT model contracts
- O&M Services
- EPC Models



**Construction**

- Civil Works
- Railway Works
- Building
- Industrial
- Concessions
- Infrastructure maintenance
- Construction precast
- Corporate image



**Cement**

- Cement
- Trading
- Other businesses  
*(Concrete, Aggregate, Mortar)*

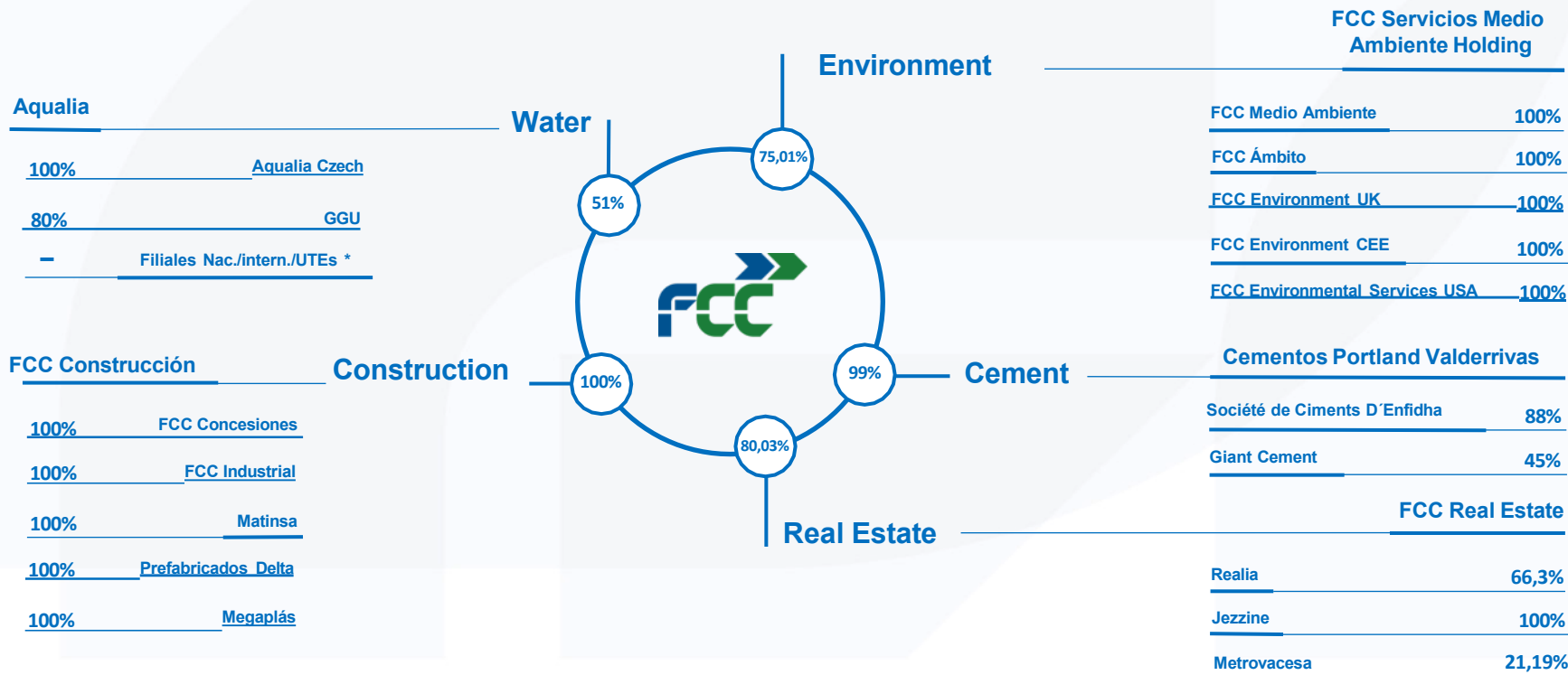


**Real Estate**

- Housing development
- Real Estate rentals
- Land management

# FCC Group

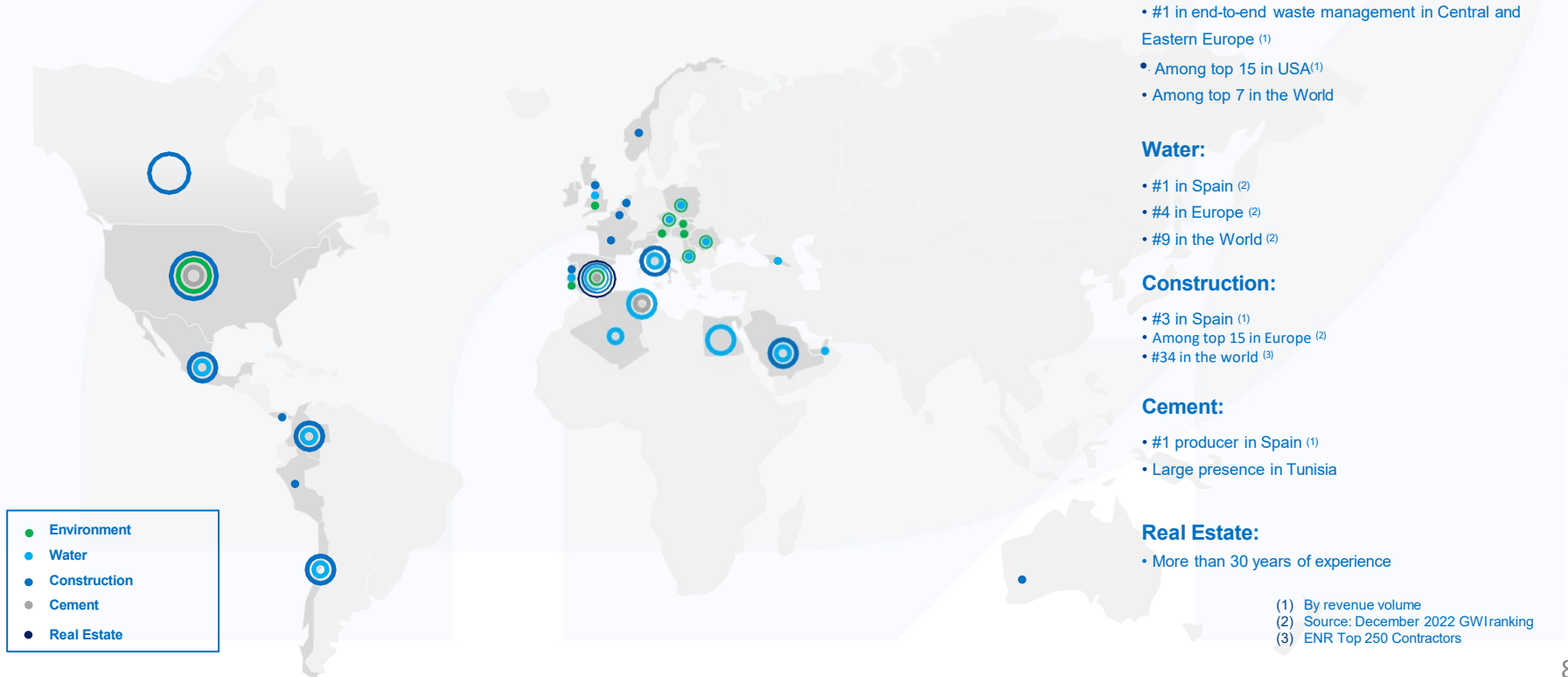
## 1.3. Diversified business model



\* Different percentage of shares

# FCC Group

## 1.4. Leadership position in all areas



### Environment:

- #1 in Spain <sup>(1)</sup>
- #5 in the EU
- #1 in end-to-end waste management in Central and Eastern Europe <sup>(1)</sup>
- Among top 15 in USA <sup>(1)</sup>
- Among top 7 in the World

### Water:

- #1 in Spain <sup>(2)</sup>
- #4 in Europe <sup>(2)</sup>
- #9 in the World <sup>(2)</sup>

### Construction:

- #3 in Spain <sup>(1)</sup>
- Among top 15 in Europe <sup>(2)</sup>
- #34 in the world <sup>(3)</sup>

### Cement:

- #1 producer in Spain <sup>(1)</sup>
- Large presence in Tunisia


### Real Estate:

- More than 30 years of experience

(1) By revenue volume  
(2) Source: December 2022 GWI ranking  
(3) ENR Top 250 Contractors

### International Revenue 2023

**Total : € 4,289 M**



International Backlog\*

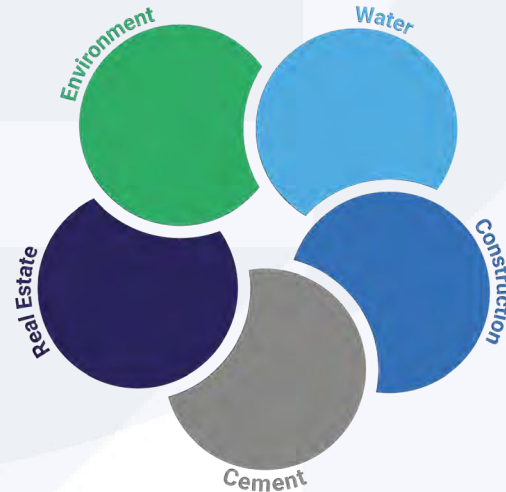
(Dec. 31, 2023) **€ 23,848 M**

\*57,3% of Total

### Advanced technology

- Own technology for waste collection and street cleansing
- Leaders in waste recycling and energy recovery systems
- Experts in providing solutions at all stages of the water management cycle for all uses: human, agricultural and industry, meeting the needs of institutions and public and private organizations
- Specialists in bridges and ports with a high technical complexity
- Innovative processes for high speed lines, metro and tunnels
- Specialists in turnkey projects in the industrial sector

### Comprehensive range of services throughout the whole value chain



Advanced technology and integrated range of products and services with high added value in all of its business areas

# FCC Group

## 1.7. Value creation



Our incumbent position enhances our ability to benefit from the strong fundamentals of our core business areas



### Environment

- Positive long-term outlook due to regulatory developments and environmental considerations.
  - EU Waste Framework Directive requires member states to recycle at least 55% of their municipal solid waste by 2025 and 65% by 2035 plus landfilling down 10% also in 2035.
- New opportunities offered by expected reforms in Spain on recycling and composting (2023).
- Potential expansion in existing platforms: USA, UK and some Central European countries.



### Water

- Positive long-term outlook due to regulatory developments and environmental considerations and water infrastructure gap.
- Take advantage of the extensive experience in the end-to-end water cycle management, to apply in business opportunities in countries with low PPP activity.
- Growth potential in Europe and selectively in America and MENA.



### Construction & Cement

- Continued infrastructure gap in selected jurisdictions. Stringent management of cash flow generation and third-party risk.
- Potential growth in Spain linked to clean energy, efficiency and related facilities.



### Real Estate

- Combined recurring rental income with property asset and residential housing development.

# FCC Group

## 1.7. Value creation



**Experience**  
More than **120 years**  
creating value for citizens



**Internationalization**  
Operating in over **30 countries**



**Innovation and technological capacity**  
More than **13.5 million euros** in R&D and innovation and in advances to optimize efficiency, address digital challenges and promote practical sustainable solutions



**Professionalism**  
Over **67,000 professionals**  
specialising in different areas



**Protecting the Environment**  
More than **100,5 M euros** for the prevention of environmental risks  
Environmental management systems certified according to **UNE-EN ISO 14001** in all business areas



**Quality**  
Quality management systems certified according to **UNE-EN ISO 9001** in all business areas



**Local development commitment**  
Over **5,5 million euros** allocated to Projects for local development in 2021

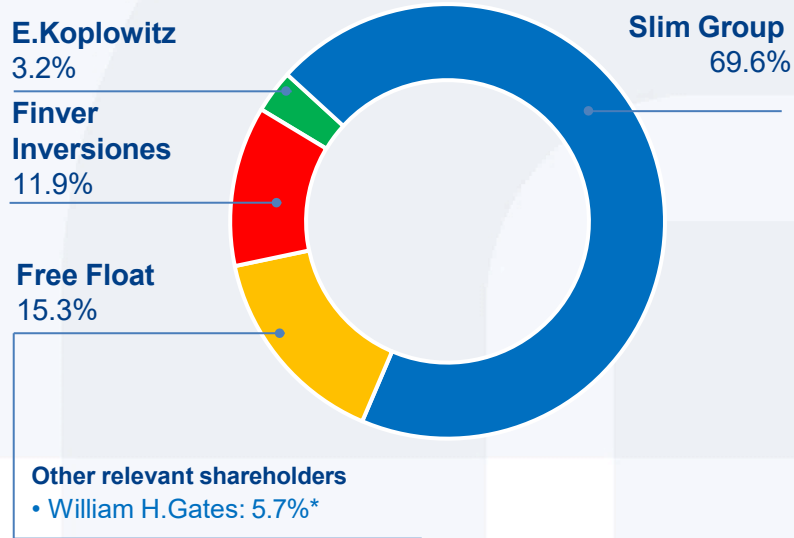


**Health and Safety**  
Occupational health and safety management systems certified according to **ISO 45001** in all business areas





### Shareholding Structure\*



### Composition of the Board

#### 11 members:

- 8 proprietary directors
- 2 independent members
- 1 executive director

#### Audit and Remuneration Board Commissions:

- Chaired by independent members
- Majority of independent members

\* As of latest communications to the CNMV (Spanish stock market regulator)

# FCC Group

## 1.9. Management Team



**Chairwoman FCC** Esther A. Koplowitz

**CEO** Pablo Colio Abril

### Business Areas

**Environment**

**Water**

**Construction**

**Cement**

**Real Estate**

Jordi Payet Pérez – Iberia

Santiago Lafuente Pérez-Lucas

Pablo Colio Abril

Jaime Rocha Font

Ana Hernández Gómez

Steve Longdon– Reino Unido

Javier Fainé de Garriga

Bjoern Mittendorfer- CEE

Íñigo Sanz Pérez - América

# Business Areas



- 1. Environment**
- 2. Water**
- 3. Construction**
- 4. Cement**
- 5. Real Estate**

**2**

# 2.1.Environment



## Activities



# 2.1. Environment



Providing services to cities since 1911



**Top 7 in the world**



Serves over **67 million citizens**



**Most technologically advanced vehicle fleet in the world with over 18,984 units**




**More than 800 waste treatment, recycling and disposal centres**



**ISO 50001 certificate Comprehensive Energy Management**



Management of **24,7 million tons waste** per year



Operating in over **5,400 municipalities**



**3,645 sustainable vehicles** (CNG, electric, hybrid and bi-power)



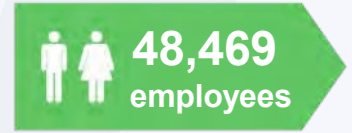
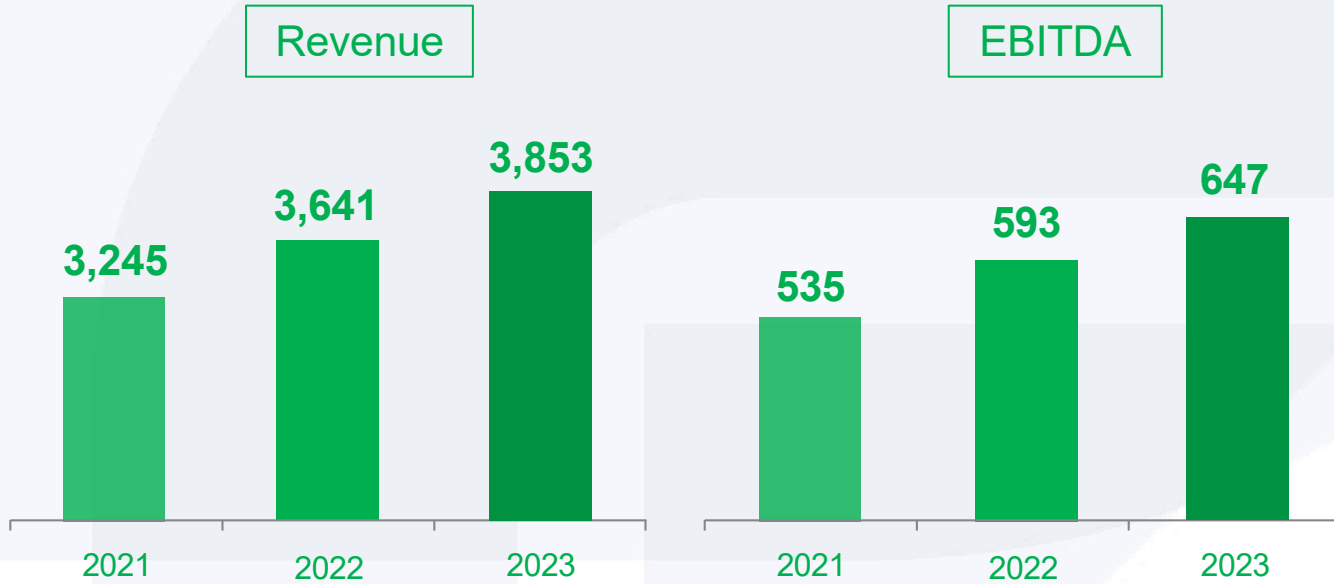
**Over 48,000 employees**



**Inclusion of underprivileged groups in the workplace**

# 2.1. Environment

## Key Figures 2023



Backlog (Dec 31. 2023)  
**13,328 M€**

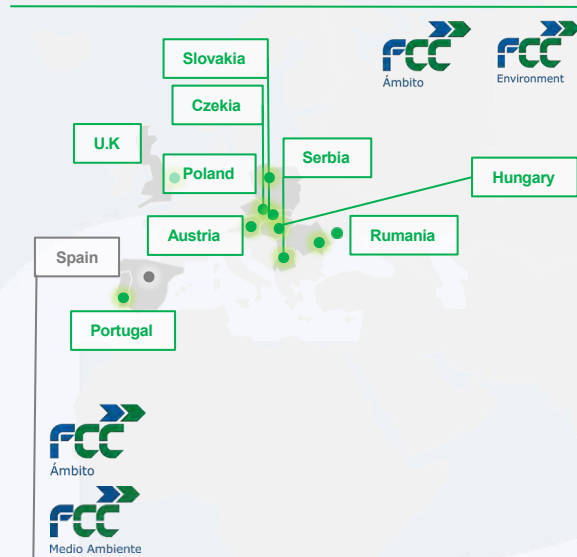
Figures in million euros

# 2.1. Environment

## International Presence

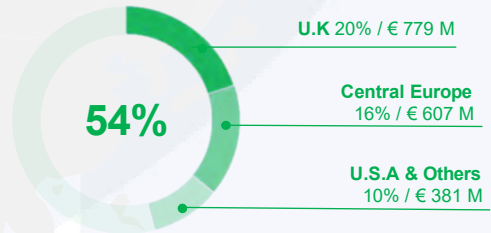


U.S.A



### International Revenue 2023

Total : 1,767 M€



### International Backlog\*

(Dec. 31, 2023) €4,938 M

\*38 % of Total



# 2.1. Environment

## Main references



### Waste collection and street cleansing in Valencia / Spain

Renewal contract for lot 2. Since 1957 – 365,000 residents, 200 ECO and Zero Emission vehicles and machines, 550 people / 140,000 tonnes per year, 2.3 million m<sup>2</sup>.

Backlog: €525.89 million. 15 years.



# 2.1. Environment

## Main references



### Waste collection lot 1 (West Area) Madrid / Spain

Renewal. Since 1940 - 1M residents, 209 ECO or Zero Emissions vehicles, 950 people / 390,000 tonnes per year. Backlog: €455 million. 6 years.

# 2.1. Environment

## Main references



### Waste collection and street cleansing in Zaragoza / Spain

Renewal. Since 1941 – 675,301 residents, 270 electric and CNG vehicles, 1,130 people / 252,000 tonnes per year. Backlog: €615 million. 10 years.



# 2.1. Environment

## Main references



### Waste collection, street and beach cleansing in Vigo / Spain

Renewal. Since 1989 - 300,000 residents, 167 vehicles, more than 50% electric or ECO, 547 people / 2,303 km street / 7,2 km coastline / 118,703 tonnes per year. Backlog: €366 million. 9 years, 6 months.

# 2.1. Environment

## Main references



### **Las Calandrias Environmental Compound / Jerez de la Frontera (Spain)**

Modernisation and operation. Refurbishment works 18 months – 450,000 residents / 260,000 tonnes per year.  
Investment: €40.8 million. Backlog: €317 million. 20 years.



# 2.1. Environment

## Main references



### **Resource Recovery Centre in Loeches, for the Eastern Municipalities Association of the Region of Madrid / Spain**

Comprehensive Resource Recovery Centre. 730,000 residents, 31 municipalities, 5 recycling lines / 254,000 tonnes per year / -90,000 tonnes eq CO<sup>2</sup> per year. Investment: €130 million.

# 2.1. Environment

## Main references



### **Transport and treatment of municipal waste in West Tyrol region / Austria**

Rail transport and energy recovery of municipal waste at the Zistersdorf plant for the West Tyrol Waste Disposal Association. Backlog: €33 million. 5 years.



# 2.1. Environment

## Main references



### **Comprehensive waste management and recycling for IVECO / Vysoké Mýto (Czech Republic)**

Renewal. Collection, transport and processing of secondary raw materials from three Iveco sites. Since 1998. Backlog: €6 million. 3 years.

# 2.1. Environment

## Main references



### **Braila integrated waste management system / Romania**

Management of INSURATEI transfer station. 46,000 residents / 5,000 tonnes per year.  
Management and operation of the IANCA integrated waste centre. 5,000 tonnes per year.  
Backlog: €8.54 million. 7 years.



# 2.1. Environment

## Main references



### **Zistersdorf energy recovery plant / Austria**

150,000 tonnes per year with 14.5 MW net electrical power, with an annual export of energy to the grid of 106,000 MWh, enough to supply more than 30,000 households.

# 2.1. Environment

## Main references



### **Cheshire West and Chester waste disposal / United Kingdom**

Extension of the waste disposal contract. 357,699 residents.

Backlog: £34.49 million. 3 years.

# 2.1. Environment

## Main references



### Food waste collection and recycling collection contract in East Lothian / United Kingdom

Awarded. 106,000 residents, 40 people, 15 recycling vehicles. Backlog: £22.4 million. 8 years.



# 2.1. Environment

## Main references



### **Lostock sustainable energy recovery plant / United Kingdom**

Development of a 600,000 tonnes per year waste-to-energy plant in partnership with Copenhagen Infrastructure Partners (CIP). Investment of £480 million.

# 2.1. Environment

## Main references



### **Edinburgh and Midlothian Zero Waste Plant / United Kingdom**

Millerhill Recycling and Energy Recovery Centre (Midlothian). 25-year operating period. Management and treatment of 160,000 tonnes per year. Production capacity of 14.2 MW that will supply power to 32,000 households.

# 2.1. Environment

## Main references



### Waste collection in St. Johns County / Florida (USA)

New contract. 300,000 residents. 75 CNG vehicles. Investment: \$42 million.  
Backlog: \$575 million. 7 + 5 + 5 years.



# 2.1. Environment

## Main references



### Waste collection for the Western area of Polk County / Florida (USA)

Renewal. 220,000 residents, 74,000 households. 38 CNG vehicles, CNG fueling station.

Investment: \$20 million. Backlog: \$155 million. 5 + 1 + 1 years.

# 2.1. Environment

## Main references



### **Waste collection contract in Palm Coast / Florida (USA)**

Awarded. 90,000 residents, 35 vehicles, 72 people. Investment of \$15 million. Backlog: \$175 million.  
7 + 3 years.



# 2.1. Environment

## Main references

### Acquisition and integration of Premier Waste Services LLC / Dallas (USA)

Commercial solid waste collection services company in the Dallas-Fort Worth metropolitan area for more than 20 years. 4,000 contracts, 59 vehicles.



### Acquisition and integration of Houston Waste Solutions / Houston (USA)

Commercial solid waste collection company in the greater Houston area. Owns and operates a transfer station for construction and demolition debris in the city. 3,000 clients, 40 vehicles.



# 2.1.Environment

## Main references



### **Environmental Recycling Compound in Placer County / California (USA)**

Construction and operation of a municipal solid waste environmental recycling compound of 130 hectares. 115 people / 650,000 tonnes per year. Investment of \$141 million. Backlog: \$1.5 billion. 10 + 5 + 5 years.



# 2.1. Environment

## Main references



### Recycling facility / Dallas (USA)

Design, financing, construction and operation. Term of operation: 25 years. Backlog: \$300 million. Service: 140,000 tonnes per year. **Best Recycling Facility of 2017 by the U.S. NWRA.** Management of recyclables in the cities of Dallas, University Park, Garland, Rowlett and Mesquite (Dallas Metroplex Area).



# 2.1. Environment

## Main references



### Recycling plant / Houston (Texas, USA)

Design, financing, construction and operation. Up to 145,000 tonnes per year. Houston recyclable management, 2.3 million residents. Operation period: 15 + 5 years. Backlog: \$250 million.

**Best Recycling Facility of 2020 by the US NWRA.**

## 2.2. Water Activities



### End-to-end public water cycle management service

Management of proprietary and public services such as caption, treatment, potabilization, distribution, sewerage and wastewater treatment, as well as water quality analysis.



### Infrastructure Concessions – BOT

Design, construction, financing and long-term operation of infrastructures, treatment plants (drinking water treatment, purification and desalination) or re-use facilities through BOT-type contracts and take or pay mechanisms.



### Infrastructure operation, maintenance and operation services – O&M

O&M contracts ensure the continuous availability of quality water, which requires the dedication, technology, professionalism and experience necessary to achieve maximum excellence in the end-to-end water cycle processes.



### EPC models (Engineering, Procurement and Construction)

Execution of design and construction projects, without the operation of the same once the construction phase has been completed.

# 2.2. Water

## Figures 2023



**45,205,937**  
Population served



**18**  
Countries presence



**13,764**  
Employees



**865**  
WWTP's



**96,469** km  
of managed networks



**288**  
DWTP's



**1,283** hm<sup>3</sup>/year  
Drinking water produced



**33**  
SWRO's



**3,142**  
Drinking water repositories



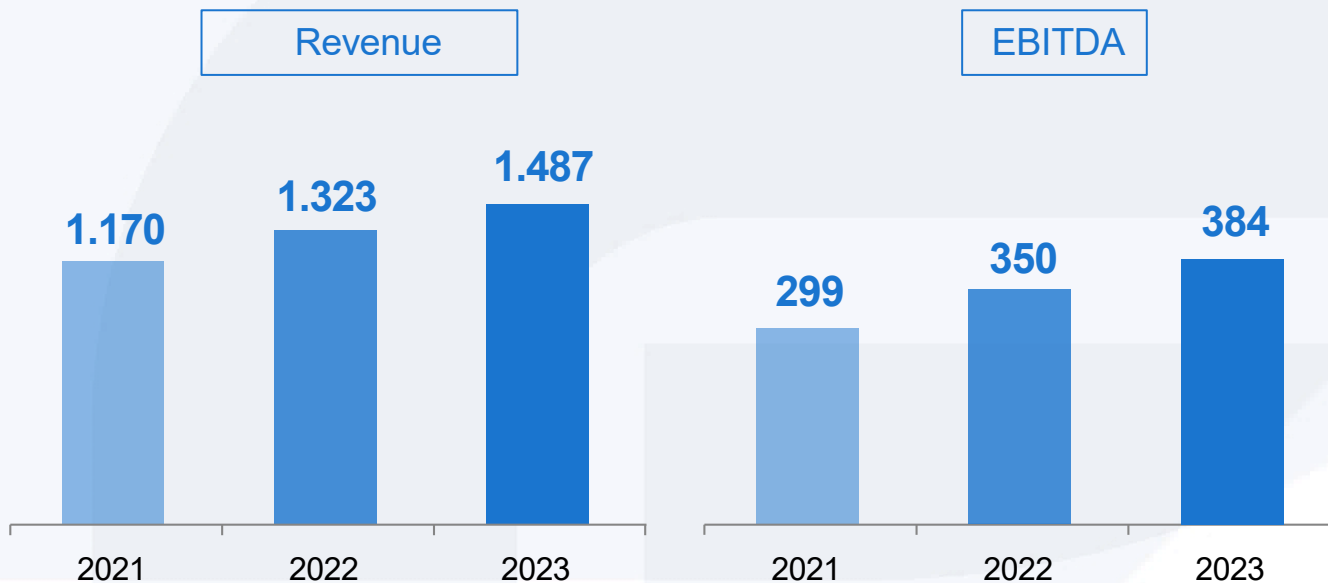
**12** Laboratories  
certified according to  
ISO-17025



**20**  
Sports centres

## 2.2. Water

### Key Figures 2023



Backlog\* (31dic.2023)  
21,730 M€

Figures in million euros



# 2.2. Water

## International Presence



Aqualia operates in 18 countries in Europe, Latin America, North Africa and West Asia.

### 2023 Turnover Breakdown:

**Spain : 919 M€ / 61,8%**

**International : 568 M€ / 38,2%**

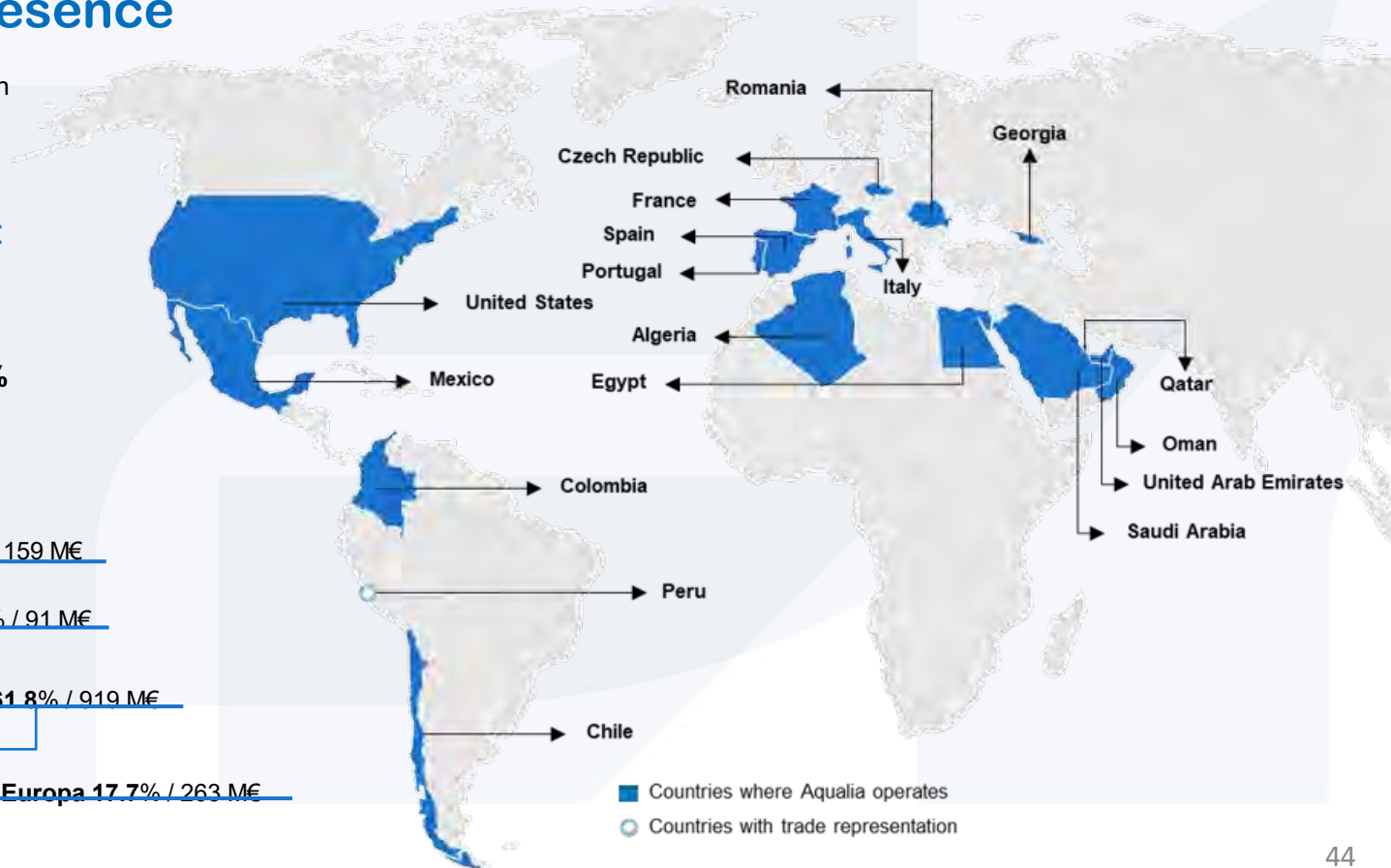
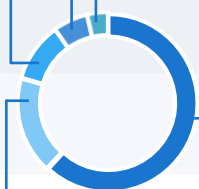
Norte de África 3.7% / 54 M€

Asia Occidental 10.7% / 159 M€

Latinoamérica 6.1% / 91 M€

España 61.8% / 919 M€

Resto de Europa 17.7% / 263 M€



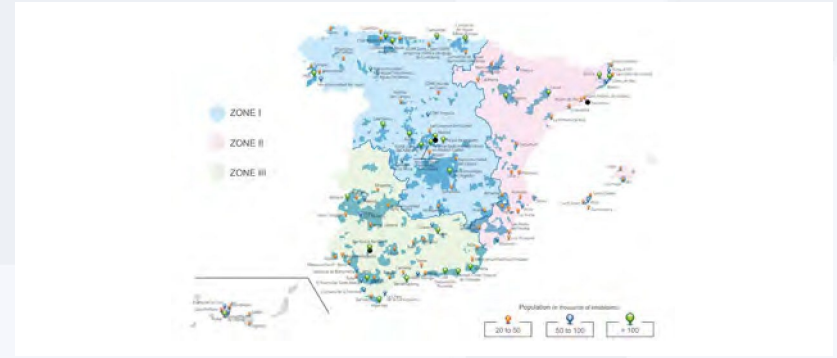


# 2.2. Water

## Spain. Main references



WWTP Avila



CRM



Aqualia team, Santander

## 2.2. Water

### Spain. Main references



#### Mar de Alborán desalination plant in Níjar, Almería

Recovery of the Rambla Morales desalination plant, abandoned in 2011.


The project involves a total investment of 99 million euros.

The desalination plant will become a technological benchmark and will include a photovoltaic power plant.



# 2.2. Water

## Spain. Main references



### Desalination plants in Ibiza, Balearic Islands

Client: Balearic Water Agency (ABAQUA).

Population: 150,000 inhabitants.

Management of the 3 desalination plants on the island of Ibiza (Ibiza, Santa Eulalia and San Antonio), with a production capacity of 45,000 m<sup>3</sup>/day, supplying 10 million m<sup>3</sup> of water per year.

# 2.2. Water

## Spain. Main references



### End-to-end Water Management in Oviedo

Management since 1996.

Client: Oviedo City Council.

Population: 220,000 inhabitants.

Only municipality in Asturias with ozone drinking water treatment to generate 1,500 l/s.



# 2.2. Water

## Spain. Main references



### End-to-end Water Management in Salamanca

Management since 1997.

Client: Salamanca City Council.

Population: 144,000 inhabitants.

Pioneers in Spain in the application of R+D+i for the elimination of nutrients in wastewater treatment return water.

# 2.2. Water

## Spain. Main references



### End-to-end Water Management in Vigo, Pontevedra

Management since 1990.

Client: Vigo City Council.

Population: 294,000 inhabitants.

The largest hydraulic infrastructure in Galicia.



# 2.2. Water

## Spain. Main references



### End-to-end Water Management in Almería

Management since 1993.

Client: Almeria City Council.

Population: 201,775 inhabitants.

Leading water service in Spain, home to several of the company's R&D projects.

# 2.2. Water

## Spain. Main references



### Water Supply and Sewerage in Algeciras, Cádiz

Management since 1995.

Client: Algeciras City Council. Joint venture (Emalgesa), in which Aqualia holds 49% and the City Council 51%.

Population: 122,000 inhabitants.





# 2.2. Water

## Spain. Main references



### End-to-end Water Management in Alcalá de Henares, Madrid

Management since 2004.

Client: Alcalá de Henares City Council. Joint venture (Aguas de Alcalá) in which Aqualia collaborates with Canal de Isabel II.

Population: 194,000 inhabitants.



# 2.2. Water

## Latin America. Main references



### Queretaro Aqueduct, Mexico

Management since 2011.

Project type: BOT – Build, Operate and Transfer (20 years).

Client: State Water Commission of Queretaro (CEA).

Population: 900,000 inhabitants.

The service includes the supply, pumping, treatment, gravity conduction, distribution and storage of water. A total of 128 km of pipeline, reservoir, tunnel (4.8 km), water pumps, reservoirs and drinking water treatment plant to generate 130,000 m<sup>3</sup>/day.

# 2.2. Water

## Latin America. Main references



### El Realito Aqueduct, Mexico

Management since 2011.

Project type: BOT – Build, Operate and Transfer (25 years).

Client: San Luis de Potosi State Water Commission (CEA).

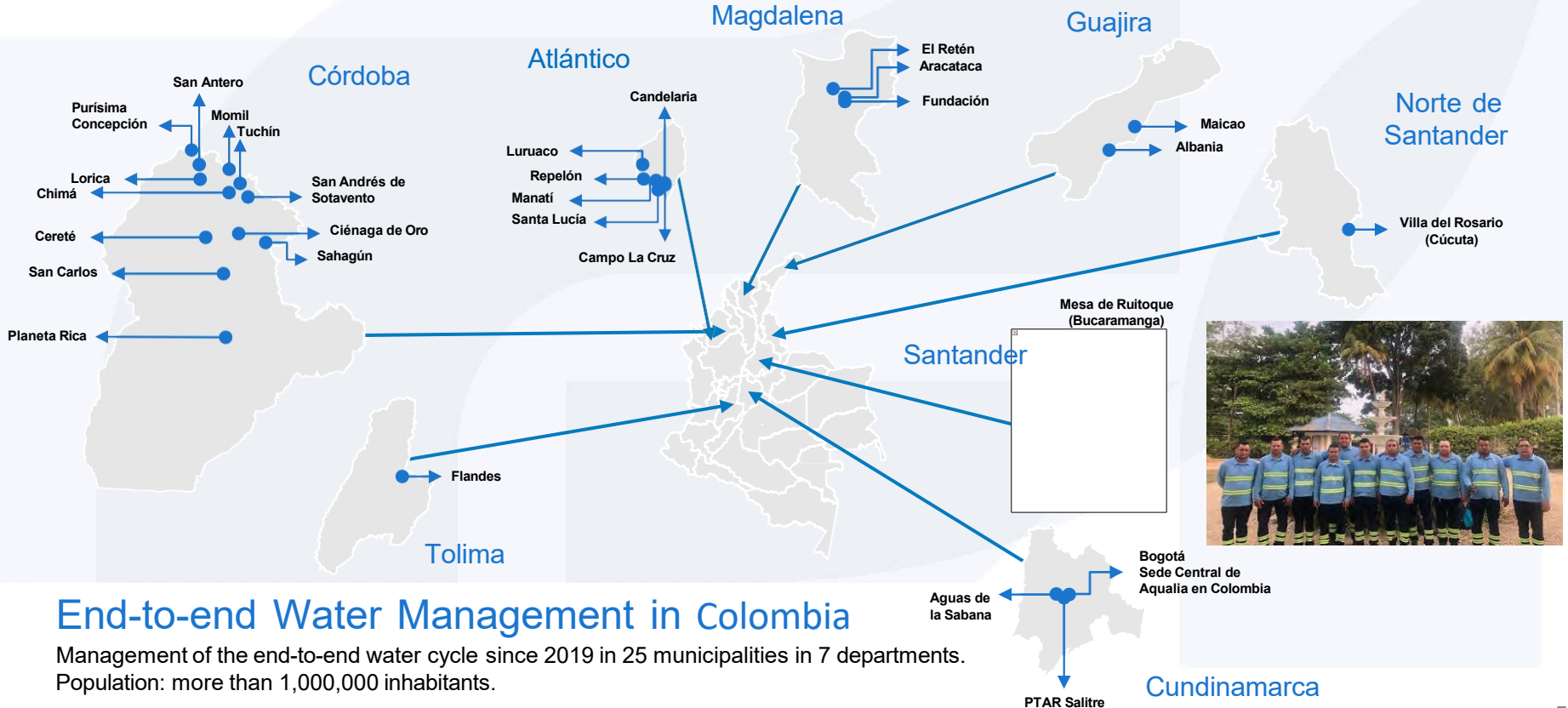
Population: 430,000 inhabitants.

Water supply and treatment from the El Realito dam to San Luis de Potosi. The project has a total of 132 km of pipelines, water pumps, reservoirs and a water treatment plant, generating 86,400 m<sup>3</sup>/d.



# 2.2. Water

## Latin America. Main references



### End-to-end Water Management in Colombia

Management of the end-to-end water cycle since 2019 in 25 municipalities in 7 departments.  
 Population: more than 1,000,000 inhabitants.

# 2.2. Water

## Latin America. Main references



### El Salitre WWTP, Colombia

Population: more than 3,000,000 inhabitants.

Capacity: 600,000 m<sup>3</sup>/day.

Expansion and improvement of the El Salitre wastewater treatment plant in Bogotá.

# 2.2. Water

## United States. Main references



### End-to-end Water Management in Texas

Population: more than 364,000 inhabitants.

The project includes integrated water cycle management through 140 service contracts with municipal utility districts (MUDs) on the outskirts of Houston.



# 2.2. Water

## MENA. Main references



### Mostaganem Desalination Plant, Algeria


Client: SONATRACH/AEC.

Type of project: Design and Construction (completed in 2012), and Operation & Maintenance through a Public-Private Partnership.

Population: more than 1,200,000 inhabitants.

Capacity: 200,000 m<sup>3</sup>/d.

One of the largest desalination plants in Africa.



# 2.2. Water

## MENA. Main references



### El Alamein Desalination Plant, Egypt


Client: Ministry of Defence.

Project type: Design and Construction (completed in 2019), and Operation & Maintenance (until 2027).

Population: up to 1,000,000 inhabitants.

Capacity: 150,000 m<sup>3</sup>/d.

First and only desalination plant to be built by a single company in Egypt, and a Spanish company at that. One of the 3 best plants in the world 2020 by GWI and the best in Egypt.



# 2.2. Water

## MENA. Main references



### New Cairo WWTP, Egypt

Management since 2009.

Client: NUCA (Ministry of Housing).

Type of project: Financing, Design and Construction (completed in 2013), and Operation & Maintenance (18 years).

Population: 1,000,000 inhabitants.

Capacity: 250,000 m<sup>3</sup>/d.

First Public–Private Partnership project in Egypt.



# 2.2. Water

## MENA. Main references



### Abu Rawas WWTP, Egypt

Client: CAPW (Ministry of Housing).

Project type: Design and construction (ongoing), and Operation & Maintenance.

Population: 5,500,000 inhabitants.

Capacity: 1,600,000 m<sup>3</sup>/d.

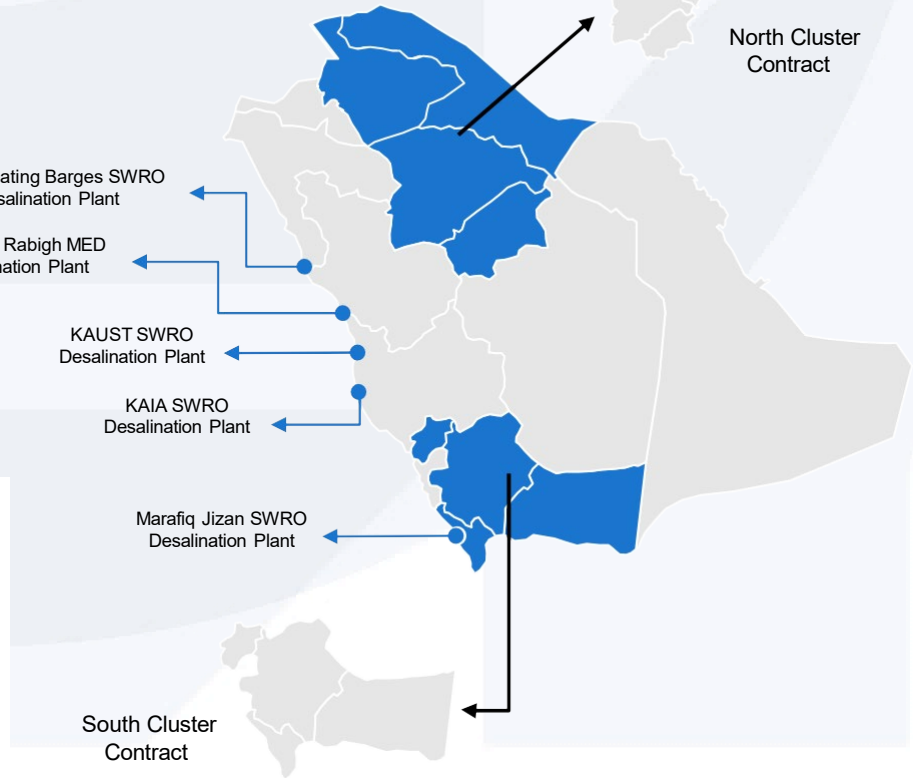
Largest EPC (Engineering, Procurement and Construction) of a biological plant in Africa.





# 2.2. Water

## MENA. Main references



### End-to-end Water Management and O&M in Saudi Arabia

Management since 2020.

Type of project: Management, Operation and Maintenance of the end-to-end water cycle in 8 provinces of the North and South Arabian Clusters: Assir, Jizan, Al Baha, Najran, Qassim, Hail, Al Jouf and Northern Borders.

Population: more than 8,000,000 inhabitants.

# 2.2. Water

## MENA. Main references



### Supply Network in Riyadh, Saudi Arabia

Management since 2011.

Client: National Water Company (Government of Saudi Arabia).

Type of project: O&M – Operation & Maintenance (5 years).

Population: more than 3,000,000 inhabitants.

Reduction of NRW and optimisation of part of the supply networks.

# 2.2. Water

## MENA. Main references



### Hydraulic Installations at Sohar Port, Oman

Client: MAJIS INDUSTRIALSERVICES (Government of Oman).

Type of project: O&M – Operation & Maintenance (20 years).

This contract includes numerous infrastructures for water caption and pumping, desalination, supply, treatment and sewerage.





# 2.2. Water

## MENA. Main references



### End-to-end Water Management in Al Ain, UAE

Management since 2012.

Type of project: Water treatment and sewerage system.

The initial contract established a period of seven years, until 2019, for a value of 76.3 million euros. Extension of 7 years.





# 2.2. Water

## MENA. Main references



### End-to-end Water Management in Abu Dhabi and some islands, UAE

Management from 2019.

Project type: End-to-end Water Management (7 years) of Abu Dhabi and the adjacent islands of Al Reem, Al Maryah and Al Saadiyat.

Capacity: up to 280,000 m<sup>3</sup>/day (over 100 billion litres per year).

The project manages 1,320 km of networks and 54 wastewater pumping stations.

# 2.2. Water

## MENA. Main references



### Al-Dhakhira WWTP in Qatar

Management since 2022.

Client: Public Works Authority (Government of Qatar).

Type of project: Design, Construction, Operation & Maintenance.

Population: more than 200,000 inhabitants.

Capacity: 56,200 m<sup>3</sup>/day.





# 2.2. Water

## MENA. Main references



### End-to-end Water Management in Georgia

Management since 2022.

Population: 1,400,000 inhabitants.

The project includes infrastructure in Tbilisi, Miskheta and Rustavi, including: the Zhinvali dam and reservoir, with a capacity of 520 hm<sup>3</sup>, 7 drinking water treatment plants, 1 wastewater treatment plant, 58 pumping stations, 118 reservoirs and 4,300 km of distribution networks and 1,700 km of sewerage networks.



## 2.2. Water

### Europe. Main references



### End-to-end Water Management in Ostrava, Czech Republic

Population: 1,200,000 inhabitants.

Capacity: 279,682 m<sup>3</sup>/day.

Main operator in the Moravia and Silesia regions, managing the sewerage network in 76 municipalities with a total of 1,844 km, a supply network of 5,061 km, 3 large water treatment plants, 68 wastewater treatment plants and 157 pumping stations.

The project is one of the few existing cases of cross-border water supply, serving 100,000 inhabitants in Poland.





# 2.2. Water

## Europe. Main references



## End-to-end Water Management in Île de France and Brittany, France

Management from 2019.

Population: 400,000 inhabitants in 9 communes in the Ile de France and Brittany regions.

# 2.2. Water

## Europe. Main references



### End-to-end Water Management in Caltanissetta, Italy

Management since 2006.

Population: 273,000 inhabitants.

Management of the end-to-end water cycle in 22 municipalities in the province of Caltanissetta in Sicily.

The project has a water network of 993 km, a pipe network of 180 km, a sewerage network of 778 km, 21 water treatment plants, 1 drinking water treatment plant, 21 wells and 42 tanks.





## 2.2. Water

### Europe. Main references



### End-to-end Water Management in Elvas, Portugal

Management since 2009.

Population: 74,000 inhabitants.

Management of more than 12,500 wastewater supply and treatment contracts in the municipalities of Elvas, Vila Boim, Terragem, Vila Fernando, Barbacena, São Vicente and Santa Eulalia.

# 2.2. Water

## Main R+D+i Projects



Aqualia assumes its responsibility to society and the environment by developing an R+D+i strategy that cares for such a necessary good for life as water.

Some of our main R+D+i projects include:



### H2020 Rewaise

Creation of a smart ecosystem for decentralised water services, involving all relevant stakeholders to achieve a sustainable hydrological cycle, a decrease in freshwater use and the recovery of energy, nutrients and materials from water.



### Life INText

Technological optimisation of low-cost wastewater treatment processes in small towns (<5 000 inhabitants) to minimise energy costs, carbon footprint and urban waste.



### H2020 Sabana

Development of an industrial-scale biorefinery based on the use of microalgae for the production of biostimulants, biopesticides and food additives, as well as biofertilizers and biomass for aquaculture, using seawater and nutrients from wastewater.



### Life Reseau

Increasing the capacity and resilience of existing sanitation water infrastructure to the impact of climate change.



### H2020MIDES

Obtaining drinking water through advanced desalination processes at no energy cost.



### ADVISOR

System for the complete recovery of animal by-products and sewage sludge to obtain vehicle biofuel and bioplastics.



### ALL-GAS

Large-scale sustainable biofuel production based on low-cost microalgae cultivation.



# 2.2. Water

## Citizen information

[aqualia.com/informacion-al-ciudadano](http://aqualia.com/informacion-al-ciudadano)

All information on water services, clear and transparent



Customer Service Channels



What do you pay on your invoice?



Social action mechanisms



Water Quality



End-to-end cycle management



# 2.3.Construction



## Activities



**Civil Works**

- Railway infrastructures
- Roads
- Bridges
- Tunnels
- Maritime infrastructure
- Airport infrastructure
- Water Infrastructure



**Building**

- Housing units and estates
- Non-residential buildings
- Rehabilitation



**Industrial**

- Electromechanical installations and maintenance
- Electrical networks and railway works
- Industrial Construction
- Systems
- Infrastructure maintenance
- Prefabrication
- Corporate image

## 2.3. Construction



Over  
**120 years**  
of experience



We are  
**global and local**



Riyadh Metro,  
the **largest contract**  
awarded in the history  
of Spanish construction  
(Riyadh Metro, Toronto Railway Network)



**Leader**  
in urban transport  
infrastructure



Operating in  
over  
**24 countries**



One of the  
**top 30**  
construction companies  
in the world



**International  
benchmark**  
in the selective execution of  
large civil works (tunnels,  
railway, metro)

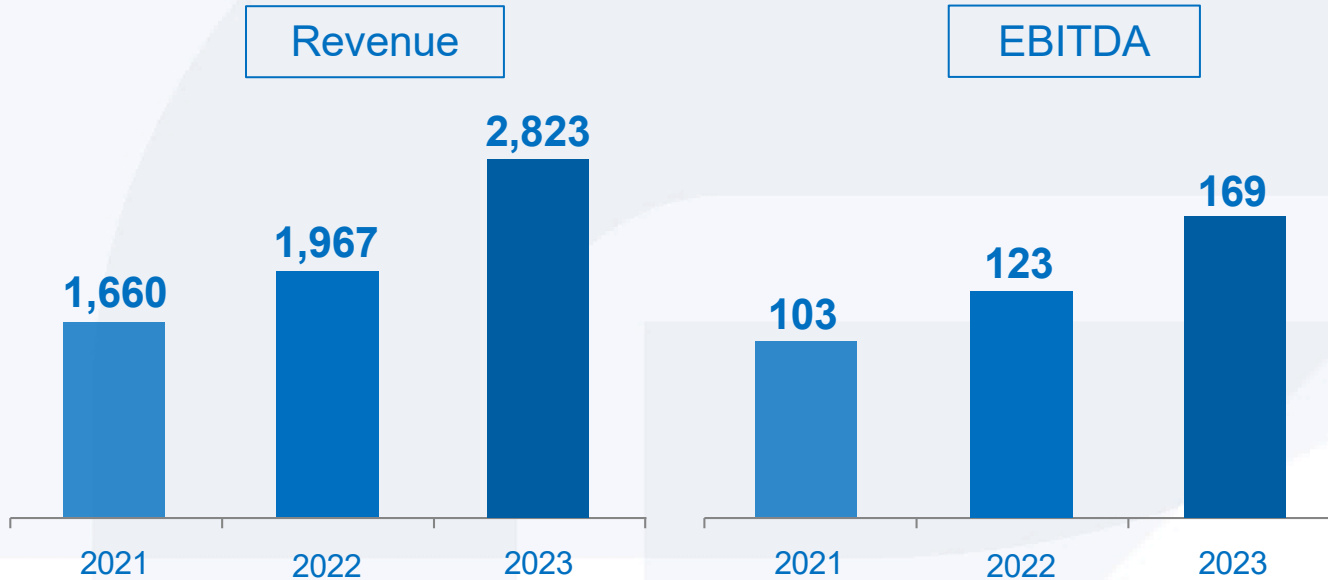


**More than 250 million**  
people use our  
infrastructures



# 2.3. Construction

## Key Figures 2023



**7,268**  
employees



Backlog (Dec. 31, 2023)  
**€ 6,426 M**

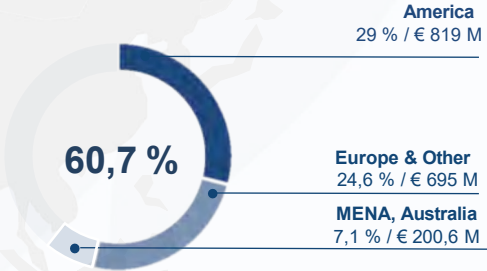
Figures in million euros

# 2.3. Construction International Presence



**International Revenue 2023**

**Total : € 1,715 M**



**International Backlog\***  
 (Dec. 31, 2023) **€ 4,040 M** (2,7 years)

\* 62,8 % of Total

## 2.3. Construction

### Main References (projects in progress)



**Section 2 Maya Train/ Mexico**



## 2.3. Construction

### Main References (projects in progress)




Line 2 and 4 Lima Metro/ Peru



## 2.3. Construction

Main References (projects in progress)



**Fuel storage tanks A. International Lima/ Peru**

## 2.3. Construction

### Main References (projects in progress)



**Industrial bridge/ Chile**



## 2.3. Construction

### Main References (projects in progress)



**El Salitre WWTP / Colombia**



## 2.3. Construction

### Main References (projects in progress)



**Guillermo Gaviria Echeverri Tunnel / Colombia**

## 2.3. Construction

### Main References (projects in progress)



**Scarborough Subway Extension/ Canada**



## 2.3. Construction

### Main References (projects in progress)



**RER-3, Toronto Railway Network / Canada**

## 2.3. Construction

### Main References (projects in progress)



**Ontario Metro and Pape Tunnel/ Canada**



## 2.3. Construction

### Main References (projects in progress)



**Replacement of 9 Bridges in Pennsylvania / United States**



## 2.3. Construction

### Main References (projects in progress)



**Romanian Railway Sections**

## 2.3. Construction

### Main References (projects in progress)



**A9 Badhoevedorp\_Holendrecht Motorway / Netherlands**



## 2.3. Construction

### Main References (projects in progress)



**A-465 Sections 5-6 / Wales (United Kingdom)**



## 2.3. Construction

### Main References (projects in progress)



**Pallas Cancer Treatment Centre / Netherlands**

## 2.3. Construction

### Main References (projects in progress)



**Sotra Project / Norway**



## 2.3. Construction

### Main References (projects in progress)



**Oporto Metro/ Portugal**



## 2.3. Construction

### Main References (projects in progress)



**Linha Melecas-Vedrãs/ Portugal**

## 2.3. Construction

### Main References (projects in progress)



**Neom/ Saudi Arabia**



## 2.3. Construction

### Main References (projects in progress)



**Tenerife Island Road / Spain**



## 2.3. Construction

### Main References (projects in progress)



**Platform of the Murcia-Almería High Speed Mediterranean Corridor. Section Nijar-Andarax/ Spain**



## 2.3. Construction


### Main References (projects in progress)



**Access to La Sagrera High Speed Station/ Spain**

## 2.3. Construction

### Main References (finished projects)



**Santiago Bernabéu stadium refurbishment / Spain**



## 2.3. Construction

### Main References (finished projects)



**Riyadh Metro/ Saudi Arabia**

## 2.3. Construction

### Main References (finished projects)



**Red Line Metro Doha / Qatar**



## 2.3. Construction

### Main References (finished projects)



**Glina WTP / Romania**



## 2.3. Construction


### Main References (finished projects)



**Haren Prison / Belgium**

## 2.3. Construction

### Main References (finished projects)



Line 5 Metro Bucharest / Romania



## 2.3. Construction

### Main References (finished projects)



**New Bacau airport runway/ Romania**



# 2.3. Construction

## Main References (finished projects)



New airport runway Dublin/ Ireland



## 2.3. Construction

### Main References (finished projects)



**Grangegorman University / Dublin-Ireland**

## 2.3. Construction

### Main References (finished projects)



**Ramal Line 2 Metro Panama / Panama**



## 2.3. Construction

### Main References (finished projects)



**Gerald Desmond bridge/ United States**

## 2.3. Construction

### Main References (finished projects)



El Alamein desalination plant / Egypt



## 2.3. Construction

### Main References (finished projects)



**Abbu Rawash wastewater treatment plant/ Egypt**



## 2.3. Construction

### Main References (finished projects)



University Hospital Salamanca/ Spain

## 2.3. Construction

### Main References (finished projects)



**Pizarro photovoltaic plant/ Spain**



## 2.3. Construction

### Main References (finished projects)



Yesa dam/ Spain



## 2.3. Construction

### Main References (finished projects)



Data processing centers/ Spain

## 2.3. Construction



### Main References (finished projects)



**Industrial facilities Dublin Airport / Ireland**

## 2.4.Cement

### Activities





# 2.4.Cement



Present in  
**3 continents**



“El Alto” plant, the  
**second largest cement factory in Europe**



Promoting  
**fuel and alternative raw materials**



**Spain**  
Market leader with extensive territorial coverage



Production capacity of  
**13 million tonnes of cement**



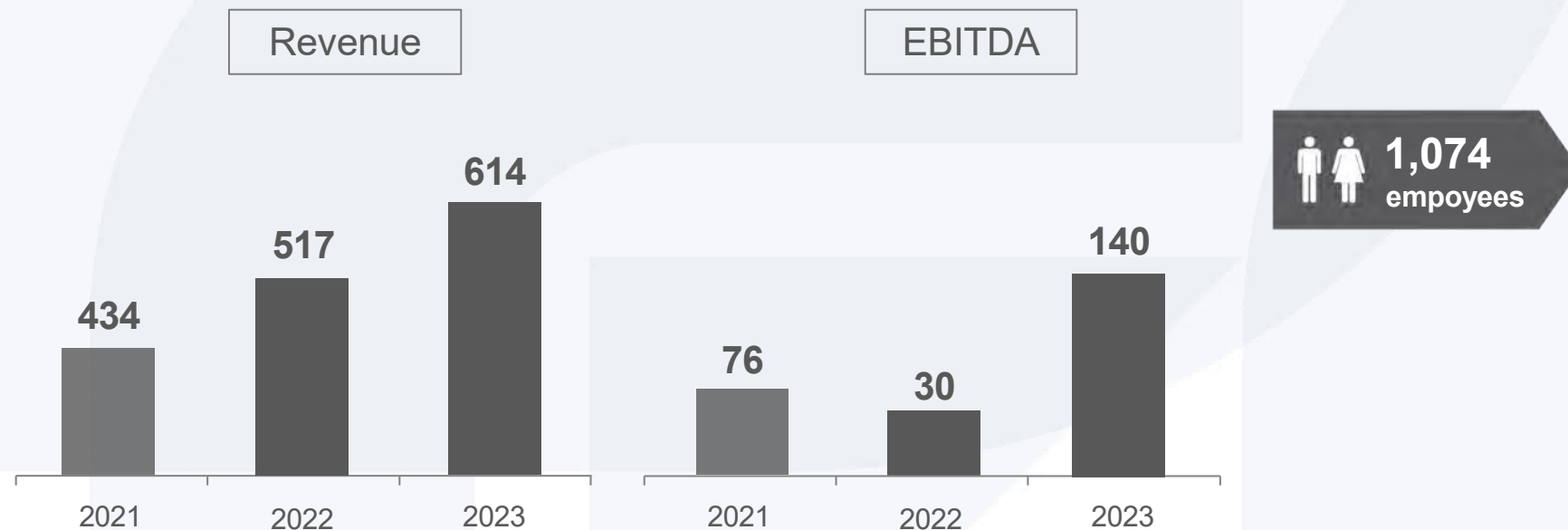
The **most advanced technology** to guarantee sustainable production



**Tunisia**  
One of the main market players

## 2.4. Cement

### Key Figures 2023



Figures in million euros

\* Includes €58,9M of Co2 allowance sales

# 2.4. Cement

## International presence



\*Indirect presence by 45 % in Giant Cement



## 2.4.Cement

### Spain. Main references



**El Alto plant / Madrid (Spain)**

## 2.4.Cement

### África. Main references



**Enfidha plant / Sousse (Tunisia)**  
Annual production capacity: 2 million tonnes / year

## 2.4.Cement

### Main references



Trading



## 2.4.Cement

### Main references



**Concrete**

# 2.5.Real Estate

## Activities



- Office
- Malls
- Locals & Others
- Housing

## 2.5.Real Estate



**More than 30 years**  
of experience



**More than 550.000 m<sup>2</sup>**  
of tertiary use (offices and commercial)



**280 rental housing**



**More than 2.3 million m<sup>2</sup>**  
buildable



**Assets** (Dec. 31, 2023)  
**€ 2,906 M**

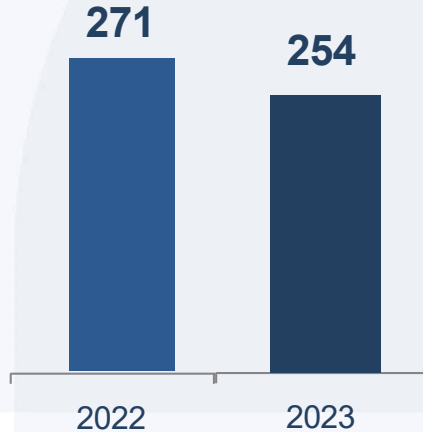


# 2.5. Real Estate

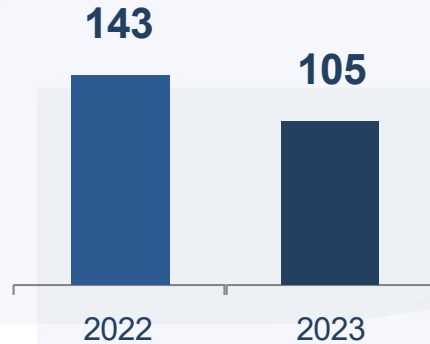
## Key Figures 2023



Revenue



EBITDA



74<sup>(\*)</sup>  
employees



Backlog (Dec. 31, 2023)

136 M€

Figures in million euros

<sup>(\*)</sup>(excluding counseling staff buildings)

## 2.5. Real Estate

### Main references / Office Renting



**Torre Realia / The Icon**

The world's first leaning office tower is part of the nerve centre of Madrid's economic activity. Designed by the first ever Pritzker Prize winner, Philip Johnson, and his partner John Burgee, its post-modernist style and its 15° tilt make it an essential part of Madrid's skyline.

**Total surface area:** 28,424 m<sup>2</sup>

**Storeys:** 24 Floors + 3 Underground floors

**Parking capacity:** 351 Spots



**Torre Realia BCN**

Prominent building in the Plaza de Europa Business Area. Designed by one of the world's most influential architects, Japan's Toyo Ito (Pritzker Prize 2013) in collaboration with the b720 firm, it forms a unique architectural ensemble in its union with the Hotel Porta Fira. Standing 110 m high, it is one of the tallest buildings in the city.

**Total surface area:** 31,960 m<sup>2</sup>

**Storeys:** 22 Floors + Basement

**Parking capacity:** 399 Spots

## 2.5. Real Estate


### Main references / Office Renting



**Albasanz 16, Madrid**

Spacious avant-garde office building located in the heart of MadBit, Madrid's pioneering technological district. Its interior architecture combines modern facilities with pleasant natural interior gardens and has large and bright spaces that guarantee maximum comfort and the best quality for the offices.

**Total Surface area:** 19.550 m<sup>2</sup>  
**Nº of storeys available:** Ground level + 4  
**Parking capacity:** 339 Spots



**Goya 6 and 8, Madrid**

Historic buildings from the XIX century that have undergone an ambitious renovation project, respecting the architectural values of the area and the period. Their noble conditions make them a real estate jewel and constitute two of the best office buildings in the area. They also have a courtyard and an interior natural garden that favor the luminosity in the internal part of the buildings.

**Goya 6:**

**Total Surface area:** 3.688 m<sup>2</sup>  
**Storeys available:** 4

**Goya 8:**

**Total Surface area:** 3.772 m<sup>2</sup>  
**Storeys available:** 4



## 2.5. Real Estate

### Main references / Shopping Malls



**CC Plaza Nueva Leganés, Madrid**

The Plaza Nueva Leganés Shopping Park has medium-sized stores with operators such as Obramart, Decathlon or Kiwoco and a shopping mall with convenience services, associated with a Carrefour hypermarket. The center responds to the strong demand in its area of influence, with more than one million people.

**Gross Leasable Area (GLA):** 52,636 m<sup>2</sup>  
**Annual visitors:** 6.4 million  
**Parking capacity:** 2,987 spots  
**Shops:** 34



**CC Ferial Plaza, Guadalajara**

The C.C. Ferial Plaza has a wide commercial and leisure offer that meets the needs of more than 6 million visitors a year. In addition, the center hosts a wide range of workshops and activities, which, together with its commercial and leisure offer, have made it the nerve center of social activity in Guadalajara. The center enjoys a magnificent location, on the edge of the A2, which guarantees excellent visibility and accessibility.

**Gross Leasable Area (GLA):** 56,000 m<sup>2</sup> (32.440 m<sup>2</sup> Realia + 23.560 ECI)  
**Annual visitors:** more than 6 million  
**Parking capacity:** 2,000 (1,068 Realia + 932 ECI)  
**Shops:** 95

## 2.5. Real Estate

### Main references / Housing



**Jardín de Tres Cantos**  
Madrid (85 homes)



**Residencial Nao. Tres Cantos**  
Madrid (43 homes)



**Provenza. Tres Cantos**  
Madrid (152 homes)



## 2.5. Real Estate

### Main references / Local



**Pº de Gracia, 61. Barcelona**




**Paseo del Prado 22. Madrid**



# 2.5. Real Estate


## Main references / Housing Development




**Glories, Bcn.** 47 new build homes  
Parc i la Llacuna del Poblenou, Barcelona



**Realia Parque del Ensanche Fase II.**  
80 new build homes. Alcalá de Henares, Madrid





**Bôrea Portablanca.** 144 new build homes.  
Arroyo del Fresno, Madrid



**Borea Quintablanca.** 42 single and multi-family  
houses. Arroyo del Fresno, Madrid

# 2.5. Real Estate

## Main references / Housing Development





# 2.5. Real Estate

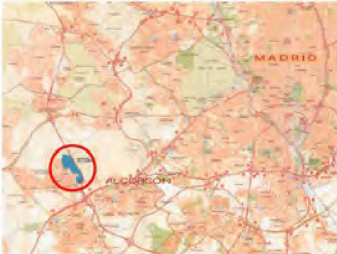
## Main references / Land Management



URBAN

### “AR Nuevo Tres Cantos”

205,938 m<sup>2</sup> of elevation limit (1,374 homes)  
Tres Cantos, Madrid

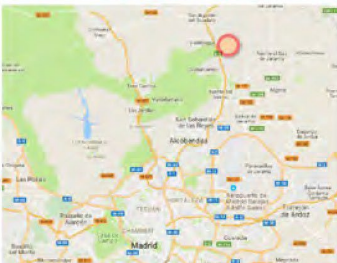


BUILDABLE

(Development planning)

### “Retamar de la Huerta”

30,134 m<sup>2</sup> of elevation limit (291 homes)  
Alcorcón, Madrid.



BUILDABLE

(Pending development planning)

### SAU-21 de El Molar

706,028 m<sup>2</sup> of elevation limit (4,195 homes approx.)  
El Molar, Madrid



# FCC Group Webs



## FCC Group



[fcc.es](http://fcc.es)

## Environment



[fccma.com](http://fccma.com)



[fccambio.es](http://fccambio.es)



[fccenvironmental.com](http://fccenvironmental.com)



[fccenvironment.co.uk](http://fccenvironment.co.uk)



[fcc-group.eu](http://fcc-group.eu)

## Construction



[fccco.com](http://fccco.com)



[fccindustrial.com](http://fccindustrial.com)

## Water



[aqualia.com](http://aqualia.com)

## Cement



[valderrivas.es](http://valderrivas.es)

## Real Estate



[realia.es](http://realia.es)

# Disclaimer



- *This document may contain forward-looking statements about intentions, expectations or predictions of the FCC Group on the date of issue, relating to various aspects such as the growth of the different lines of business, results of the FCC Group or other aspects of the business and its status.*
- *These forward-looking statements or predictions do not constitute —by their very nature— guarantees of future compliance, as they are dependent on risks, uncertainties, and other significant factors that could cause the actual developments and results to differ materially from those expressed in the said intentions, expectations or predictions.*
- *This document does not constitute an offering or an invitation to acquire or subscribe shares in accordance with Law 6/2023, of 17 March, on the Securities Market and Investment Services, Royal Decree-Act 5/2005, of 11 March, and/or Royal Decree 814/2023, of 8 November, and their implementing regulations. In addition, this document is neither an offer to buy nor a solicitation to purchase, sell or exchange shares, nor is it a request for any kind of vote or approval in any other jurisdiction.*
- *This statement should be taken into account by all persons or institutions who may have to take decisions or prepare or disseminate opinions relating to securities issued by the FCC Group. Such persons are invited to consult the documentation and public information communicated or registered by the FCC Group with the Spanish National Securities Market Commission.*
- *This document contains financial information that has been audited and prepared in accordance with International Financial Reporting Standards (IFRS).*